



Date: 12.11.2019

To,  
Asst. general Manager  
Dept. of corporate services  
BSE Limited,  
P.J. Towers, Dalal Street,  
Fort, Mumbai-400001

To  
The Secretary,  
The Calcutta Stock Exchange Limited  
7, Lyons Range, Kolkata 700001

**Ref.: Scrip Code: 541741**

**Sub: Outcome of Board Meeting and Unaudited Financial Results (Standalone and consolidated) of the Company for the Quarter and half year ended on 30<sup>th</sup> September, 2019, as per Regulation 33 of SEBI (Listing Obligations and Disclosure Requirements) Regulation, 2015**

Dear Sir,

Pursuant to Regulation 33 of the SEBI (Listing Obligations and Disclosure Requirements), Regulations, 2015, Please find enclosed herewith the Unaudited Standalone and consolidated Financial Results of the Company for the Quarter and half year ended on 30<sup>th</sup> September, 2019, along with Limited Review Reports (Standalone & Consolidated) thereon. These Financial Results were duly reviewed by Audit Committee.

The above financial results have been duly approved by the Board of Directors at its meeting held today, i.e. 12<sup>th</sup> November, 2019 which commenced at 2.00 P.M. and concluded at 5.00 P.M.

We request you to take the above information on the record.

Thanking you

Yours faithfully,

**For Tinna Trade Limited**


**Monika Gupta**  
**(Company Secretary)**  
**FCS-8015**

**TINNA TRADE LIMITED**

CIN : L51100DL2009PLC186397

Regd. Office : No.-6, Sultanpur, (Mandi Road) Mehrauli, New Delhi-110030

Tel. No. : +91 11 4951 8530 (70 Lines) Fax : +91 11 2680 4883

E-mail : ttl.del@tinna.in Website: www.tinnatrade.in



# V.R. BANSAL & ASSOCIATES

*Chartered Accountants*


A-69, Vijay Block, Laxmi Nagar, Delhi-110092  
Tel.: 22016191, 22433950 • Mob.: 9810052850, 9810186101  
E-mail : audit@cavrb.com, cavrbansals@gmail.com  
Website : www.cavrb.com

## **Independent Auditor's Review Report on the Quarterly Unaudited Standalone and year to date Financial Results of the Company Pursuant to the Regulation 33 of the SEBI (Listing Obligations and Disclosure Requirements) Regulations, 2015, as amended**

To  
Board of Directors of  
Tinna Trade Limited

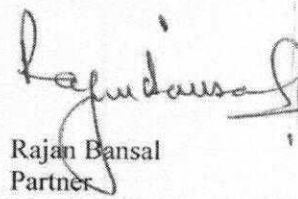
1. We have reviewed the accompanying statement of quarterly standalone Ind AS financial results of Tinna Trade Limited ('the Company') for the quarter ended September 30, 2019 and year to date from April 01, 2019 to September 30, 2019 (the "Statement") , attached herewith, being submitted by the Company pursuant to the requirement of Regulation 33 of the SEBI (Listing Obligations and Disclosure Requirements) Regulations, 2015 as amended ('the Regulation'), read with SEBI Circular No. CIR/CFD/CMD1/44/2019 dated March 29, 2019 ('the Circular').
2. The preparation of the Statement in accordance with the recognition and measurement principles laid down in Indian Accounting Standard 34, (Ind AS 34) "Interim Financial Reporting" prescribed under section 133 of the Companies Act, 2013, as amended, read with relevant rules issued thereunder and other accounting principles generally accepted in India, read with the Circular in the responsibility of the Company's management and has been approved by the Board of Directors of the Company. Our responsibility is to express a conclusion on the Statement based on our review.
3. We conducted our review of the Statement in accordance with the Standard on Review Engagements (SRE) 2410, 'Review of Interim Financial Information Performed by the Independent Auditor of the Entity' issued by the Institute of Chartered Accountants of India. This standard requires that we plan and perform the review to obtain moderate assurance as to whether the financial results are free of material misstatement. A review of interim financial information consists of making inquiries, primarily of person responsible for financial and accounting matters and applying analytical and other review procedures. A review is substantially less in scope than an audit conducted in accordance with Standards on Auditing and consequently does not enable us to obtain assurance that we would become aware of all significant matters that might be identified in an audit. Accordingly, we do not express an audit opinion.
4. We draw attention to Note No. 2 of the accompanying standalone Ind AS financial statements whereby the Company has recognised goodwill on demerger aggregating to Rs.642.20 Lacs in accordance with the composite scheme of arrangement approved by National Company Law Tribunal. The same has been amortized over a period of five years in accordance with the accounting method and accounting treatment prevailing as on the appointed date i.e. 31<sup>st</sup> March 2016. This treatment is different from the prescribed under Indian Accounting Standard (Ind AS) 103- Business Combinations in case of common control business combinations as is more fully described in the aforesaid note.

Our report is not modified in respect of the above matter.



5. Based on our review conducted as above, nothing has come to our attention that causes us to believe that the accompanying Statement, prepared in accordance with the recognition and measurement principles laid down in the applicable Indian Accounting Standards i.e. 'Ind AS' specified under Section 133 of the Companies Act, 2013 read with the relevant rules issued thereunder and other recognised accounting practices and policies has not disclosed the information required to be disclosed in terms of Regulation and Disclosures Requirements), read with SEBI Circular, including the manner in which it is to be disclosed, or that it contains any material misstatement.

For V.R. Bansal & Associates  
Chartered Accountants  
Firm Registration No.:016534N

  
Rajan Bansal  
Partner



Membership No.: 093591

PLACE: Delhi  
DATED: 12<sup>th</sup> November, 2019

UDIN-19093591AAAAA05198

**TINNA TRADE LIMITED**

Registered Office : No.6, Sultanpur, Mandi Road, Mehrauli, New Delhi-110030  
 Website: www.tinnatrade.in, Email: investor.ttl@tinna.in, Telephone No.:011-49518530 Fax no.:011-26804883  
 CIN:L51100DL2009PLC186397

**UNAUDITED STANDALONE FINANCIALS RESULTS  
 FOR THE QUARTER AND HALF YEAR ENDED SEPTEMBER 30, 2019**

(Rs In lakhs)

S.No	Particulars	Quarter Ended			Half Year Ended		Year Ended
		30-Sep-19 (Unaudited)	30-Jun-19 (Unaudited)	30-Sep-18 (Unaudited)	30-Sep-19 (Unaudited)	30-Sep-18 (Unaudited)	31-Mar-19 (Audited)
1	<b>Income</b>						
	Revenue from operations	9422.62	8216.76	10892.92	17639.38	27535.11	47789.53
	Other Operating Income	22.42	23.55	89.12	45.98	120.82	207.33
	<b>Total income</b>	<b>9445.04</b>	<b>8240.32</b>	<b>10982.04</b>	<b>17685.36</b>	<b>27655.93</b>	<b>47996.86</b>
2	<b>Expenses</b>						
	(a) Purchases of traded goods	10468.22	8371.54	8224.27	18839.76	24866.79	43334.49
	(b) Changes in inventories of traded goods	(1330.57)	(494.51)	1201.21	(1825.08)	(555.83)	317.15
	(c) Employee benefits expenses	110.93	100.98	107.85	211.91	217.63	448.00
	(d) Finance costs	138.07	61.01	112.92	199.08	365.50	540.03
	(e) Depreciation and amortization expenses	43.27	40.84	42.19	84.10	85.42	170.59
	(f) Other expenses	235.50	157.81	887.74	393.31	2484.17	2980.63
	<b>Total expenses</b>	<b>9665.42</b>	<b>8237.66</b>	<b>10576.18</b>	<b>17903.08</b>	<b>27463.68</b>	<b>47790.88</b>
3	<b>Profit/(Loss) before tax (1-2)</b>	<b>(220.38)</b>	<b>2.66</b>	<b>405.86</b>	<b>(217.73)</b>	<b>192.25</b>	<b>205.98</b>
4	<b>Tax expense</b>						
	(a) Current tax	(6.83)	6.83	56.26	-	56.26	50.60
	(b) Deferred tax liability/ (Assets)	12.62	(4.54)	59.95	8.08	(9.87)	(8.55)
5	<b>Net profit/ (loss) for the period (3-4)</b>	<b>(226.18)</b>	<b>0.37</b>	<b>289.65</b>	<b>(225.81)</b>	<b>145.86</b>	<b>163.93</b>
6	<b>Other comprehensive income</b>						
	Other Comprehensive Income not to be reclassified to profit or loss in subsequent periods						
	(a) Re-measurement gains/(losses) on defined benefits plans	(0.62)	6.15	(0.59)	5.53	(1.22)	12.09
	(b) Re-measurement gains on Investments [FVTOCI]	-	-	-	-	-	-
	(c) Income Tax Effect	0.66	(2.05)	0.20	(1.39)	0.41	(4.04)
	<b>Total Other Comprehensive Income (Net of Tax)</b>	<b>0.04</b>	<b>4.10</b>	<b>(0.39)</b>	<b>4.14</b>	<b>(0.81)</b>	<b>8.05</b>
7	<b>Total Comprehensive Income for the Period (Net of tax) (5+6)</b>	<b>(226.14)</b>	<b>4.47</b>	<b>289.26</b>	<b>(221.67)</b>	<b>145.05</b>	<b>171.98</b>
8	Paid up Equity Share capital (Face value of Rs. 10/- each)	856.48	856.48	856.48	856.48	856.48	856.48
9	Other Equity						2480.15
10	<b>Earnings per equity share (EPS)</b>						
	a) Basic Earning Per Share (Rs.)	(2.64)	0.004	3.38	(2.63)	1.70	1.91
	b) Diluted Earning Per Share (Rs.)	(2.64)	0.004	3.38	(2.63)	1.70	1.91

Place: New Delhi  
 Date: 12th November, 2019



FOR TINNA TRADE LIMITED  
 Director



**TINNA TRADE LIMITED**  
**UNAUDITED STANDALONE BALANCE SHEET AS AT SEPTEMBER 30,2019**

Statement of Assets And Liabilities		(Rs. In lakhs)	(Rs. In lakhs)
		As at 30-Sep-19	As at 31-Mar-19
		(Unaudited)	(Audited)
<b>A</b>	<b>ASSETS</b>		
1	<b>Non- Current Assets</b>		
	Property, Plant and Equipment	93.37	73.49
	Goodwill	192.66	256.88
	Capital Work in progress	-	-
	Other Intangible Assets	12.27	11.23
	Investment in Subsidiary	988.57	988.57
	<b>Financial Assets</b>		
	I) Investments	409.50	409.50
	II) Trade Receivables	76.93	76.93
	III) Loans and Advances	-	-
	IV) Others	16.73	21.72
	Deferred Tax Assets(Net)	56.17	65.64
	Other non-current assets	0.66	5.69
		<b>1846.85</b>	<b>1,909.65</b>
2	<b>Current Assets</b>		
	Inventories	2629.47	809.54
	<b>Financial Assets</b>		
	i) Investments	2.85	3.97
	ii) Trade Receivables	1662.99	1,855.05
	iii) Cash and Cash equivalents	2.16	441.04
	iv) Other Bank Balances	330.39	297.04
	v) Short-term Loans and Advances	101.55	95.31
	vi) Others	84.57	30.26
	Current Tax Assets (Net)	-	-
	Other current assets	365.62	289.69
		<b>5179.60</b>	<b>3,821.90</b>
	<b>Total Assets</b>	<b>7026.45</b>	<b>5,731.55</b>
<b>B</b>	<b>EQUITY AND LIABILITY</b>		
1	<b>Equity</b>		
	Equity Share Capital	856.48	856.48
	Other Equity	2258.48	2,480.15
	<b>Equity attributable to equity holders of the Company</b>	<b>3114.96</b>	<b>3,336.63</b>
2	<b>Liabilities</b>		
	<b>Non-current liabilities</b>		
	<b>Financial Liabilities</b>		
	i) Long Term Borrowings	21.70	-
	ii) Other Financial Liabilities	-	-
	Provisions	30.26	49.13
	Other Long Term Liabilities	-	-
	<b>Total Non Current Liabilities</b>	<b>51.96</b>	<b>49.13</b>
	<b>Current liabilities</b>		
	<b>Financial Liabilities</b>		
	i) Short Term Borrowings	2393.61	1,077.73
	ii) Trade payables		
	(1) Total outstanding dues of micro, small and medium enterprises	-	-
	(2) Total outstanding dues of creditors other than micro, small and medium enterprises	1059.36	1,021.10
	iii) Other financial liabilities	115.23	155.30
	Other Current liabilities	231.60	43.81
	Provisions	16.71	2.42
	Current tax liabilities (Net)	43.03	45.43
	<b>Total Liabilities</b>	<b>3859.54</b>	<b>2,345.79</b>
	<b>Total Equity and Liabilities</b>	<b>7026.45</b>	<b>5,731.55</b>

Place : New Delhi  
 Date : 12TH NOVEMBER,2019



FOR TINNA TRADE LIMITED

Managing Director

**TINNA TRADE LIMITED**  
**UNAUDITED STANDALONE STATEMENT OF CASH FLOWS FOR THE HALF YEAR ENDED SEPTEMBER 30,2019**

		(In Lakhs)	
		Half Year ended September 30,2019 Unaudited	Half Year ended September 30, 2018 Unaudited
<b>A.</b>	<b>Cash flow from operating activities</b>		
	Profit/ (loss) before Income tax	(217.73)	192.25
	Adjustments to reconcile profit before tax to net cash flows		
	Depreciation and amortisation expense	84.10	85.42
	Interest income	(21.90)	(53.65)
	Dividend Income	(2.27)	(0.03)
	Diminution in value of Investments	1.13	1.42
	Profit on sale of Investments	-	(0.67)
	<b>Operating Profit before working capital changes</b>	<b>(156.67)</b>	<b>224.74</b>
	Movement in working capital		
	(Increase)/ Decrease in other non-current financial assets	4.99	(0.88)
	(Increase)/ Decrease in other non current assets	5.03	0.22
	(Increase)/ Decrease in inventories	(1819.93)	(537.86)
	(Increase)/ Decrease in trade receivables	192.06	3,163.95
	(Increase)/ Decrease in other current financial assets	(54.31)	5.01
	(Increase)/ Decrease in other current assets	(75.93)	(89.41)
	Increase/ (Decrease) in Other Bank Balances	(33.35)	77.51
	Increase/ (Decrease) in long-term provisions	(18.87)	5.52
	Increase/ (Decrease) in trade payable	38.27	213.24
	Increase/ (Decrease) in other current financial liabilities	(40.06)	(77.19)
	Increase/ (Decrease) in other current liabilities	187.78	8.21
	Increase/ (Decrease) in short-term provisions	19.79	(30.15)
	<b>Cash generated from operations</b>	<b>(1751.20)</b>	<b>2962.91</b>
	Income tax paid (net of refunds)	(2.40)	4.57
	<b>Net Cash flow from Operating Activities (A)</b>	<b>(1753.60)</b>	<b>2967.48</b>
<b>B.</b>	<b>Cash flow from investing activities</b>		
	Purchase of property, plant and equipment	(34.61)	(1.10)
	Purchase/Sales of other intangible assets	(6.19)	(1.03)
	Purchase/Sale of current investments (Net)	-	(0.51)
	Loans and advances given/taken (Net)	(6.24)	288.81
	Dividend Income	2.27	0.03
	<b>Net cash from/(used) in investing activities</b>	<b>(44.77)</b>	<b>286.20</b>
<b>C.</b>	<b>Cash flow from financing activities</b>		
	Proceeds from Long term borrowings	21.70	-
	Proceeds from short term borrowings	1,315.89	-
	Repayment of short term borrowings	-	(3,431.62)
	Interest income	21.90	53.65
	<b>Net cash from/(used) in financing activities</b>	<b>1359.49</b>	<b>(3377.97)</b>
<b>D.</b>	<b>Net Increase/Decrease in cash and cash equivalents (A+B+C)</b>	<b>(438.88)</b>	<b>(124.29)</b>
	Cash and cash equivalents at the beginning of the year	441.04	127.03
	<b>Cash and Cash Equivalents at the end of the year</b>	<b>2.16</b>	<b>2.74</b>

**Notes:-**


1 The above Cash flow statement has been prepared under the "Indirect Method" as set out in Indian Accounting Standard-7, "Statement of Cash Flows".

**2 Cash and cash equivalents**

Balances with banks:	September 30,2019	September 30, 2018
Current accounts	1.04	1.61
Cash on hand	1.13	1.13
<b>Total</b>	<b>2.16</b>	<b>2.74</b>

Place : New Delhi

Date : 12TH NOVEMBER,2019



FOR TINNA TRADE LIMITED

Managing Director

## Notes on standalone financial statements

- 1 The above financial results of Tinna Trade Limited ('the Company') have been prepared in accordance with the Indian Accounting Standards (Ind AS)— 34 "Interim Financial Reporting" as prescribed under Section 133 of the Companies Act, 2013 read with Rule 3 of the Companies (Indian Accounting Standards) Rules, 2015 and the Companies (Indian Accounting Standards) Rules, 2016.
- 2 A sum of Rs.642.20 Lacs had been recognised as Goodwill pursuant to scheme of demerger sanctioned by the Hon'ble NCLT with effect from the appointed date 31st March 2016. Pursuant to the effective date, i.e January 22, 2018 and with effect from the appointed date, i.e. March 31, 2016, the Company has given effect to the Scheme of Arrangement and passed the necessary accounting entries.  
  
The Company followed the applicable Accounting Standards specified under Section 133 of the Companies act, 2013, read with Rule 7 of Companies (Accounts) Rules, 2014 and other Generally Accepted Accounting Principles as on the Appointed Date in accordance with the scheme approved by the NCLT, Delhi. This is not similar to the accounting as per applicable Indian Accounting Standards (Ind AS) prescribed under section 133 of the Companies Act, 2013, read with relevant rules issued thereunder. However, this was in compliance with Accounting Standards specified under Section 133 of the Companies Act, 2013, read with Rule 7 of Companies (Accounts) Rules, 2014 and other Generally Accepted Accounting Principles as applicable when the scheme was filed with Hon'ble High Court and as on the Appointed Date i.e. 31st March 2016. Therefore, as a result of demerger, the Company has recognised a Goodwill of Rs.642.20 Lacs. Goodwill has been amortised over a period five years in accordance with the accounting method and accounting treatment prevailing as on the appointed date i.e. March 31, 2016.
- 3 The Company's primary segment is reflected based on principal business activities carried on by the Company. As per the IND AS 108 " Operating Segments", as notified under the Companies (Indian Accounting Standards) Rules, 2015, the Company operates in one reportable business segment i.e agro commodities and allied products and is primarily operating in India and hence considered as a single geographical segment. The Company has furnished segment reporting in the consolidated financial statements.
- 4 The Company has adopted Ind AS 116 "Leases" effective April 1, 2016 and applied the standard to its Leases using the modified retrospective approach. On transition, the adoption of new standard resulted in recognition of Right-of-Use assets of Rs.6.19 Lacs and an equal amount of lease liability. The effect of this adoption is not material on profit and earnings per share for the quarter.
- 5 The Unaudited standalone financial results of the company for the quarter ended 30th September 2019 have been reviewed by the Audit Committee and approved by the Board of Directors at its meeting held on 12th November, 2019. Limited review under regulation 33 of the SEBI (Listing Obligations and Disclosure Requirements) Regulations, 2015 has been carried out by the statutory auditors of the Company. The statutory auditors have expressed an unmodified audit opinion on these standalone financial results.

Place: New Delhi  
Date:-12th November, 2019



FOR TINNA TRADE LIMITED

Managing Director





# V.R. BANSAL & ASSOCIATES

Chartered Accountants

A-69, Vijay Block, Laxmi Nagar, Delhi-110092  
Tel.: 22016191, 22433950 • Mob.: 9810052850, 9810186101  
E-mail : audit@cavrb.com, cavrbansals@gmail.com  
Website : www.cavrb.com

## Independent Auditor's Review Report on the Quarterly Unaudited Consolidated Financial Results of the Company Pursuant to the Regulation 33 of the SEBI (Listing Obligation and Disclosure Requirement) Regulations, 2015, as amended

To  
Board of Directors of  
Tinna Trade Limited

1. We have reviewed the accompanying statement of unaudited Consolidated Financial Results of Tinna Trade Limited ('the Company'), comprising its subsidiary Company (together, 'the group') for the quarter ended September 30, 2019, and year to date from April 01, 2019 to September 30, 2019 ('the Statement') attached herewith, being submitted by the Parent pursuant to the requirement of Regulation 33 of the SEBI (Listing Obligations and Disclosure Requirements) Regulations, 2015 as amended ('the Regulation'), read with SEBI Circular No. CIR/CFD/CMD1/44/2019 dated March 29, 2019 ('the Circular'). Attention is drawn to the fact that consolidated figures for the corresponding quarter ended September 30, 2018 and the consolidated figures as well as the consolidated figures for the net cash outflows for the corresponding period from April 01, 2018 to September 30, 2018 as reported in these unaudited consolidated financial results have been approved by the Holding Company's Board of Directors, but have not subjected to review.
2. This statement, which is the responsibility of the parent's management and approved by the Parent's Board of Directors, has been prepared in accordance with the recognition and measurement principles laid down in India Accounting Standard 34, (Ind AS 34) "Interim Financial Reporting" prescribed under section 133 of the Companies Act, 2013 as amended, read with relevant rules issued thereunder and other accounting principles generally accepted in India read with the Circular. Our responsibility is to express a conclusion on the Statement based on our review.
3. We conducted our review of the Statement in accordance with the Standard on Review Engagements (SRE) 2410, 'Review of Interim Financial Information Performed by the Independent Auditor of the Entity' issued by the Institute of Chartered Accountants of India. This standard requires that we plan and perform the review to obtain moderate assurance as to whether the financial results are free of material misstatement. A review of interim financial information consists of making inquiries, primarily of person responsible for financial and accounting matters and applying analytical and other review procedures. A review is substantially less in scope than an audit conducted in accordance with Standards on Auditing and consequently does not enable us to obtain assurance that we would become aware of all significant matters that might be identified in an audit. Accordingly, we do not express an audit opinion.

We also performed procedures in accordance with the circular issued by the Securities and Exchange Board of India under Regulation 33(8) of the SEBI (Listing Obligation and Disclosure Requirements) Regulations, 2015 as amended, to the extent applicable.





4. We draw attention to Note 3 of the accompanying Consolidated Ind AS Financial Statements, whereby the Holding Company has recognised goodwill on demerger aggregating to Rs. 642.20 lakhs in accordance with the composite scheme of arrangement approved by the National Company Tribunal. The same has been amortized over a period of five years in accordance with the accounting method and accounting treatment prevailing as on the appointed date i.e. 31<sup>st</sup> March, 2016. This treatment is different from prescribed under Indian Accounting Standard (IND AS) 103- Business Combination in case of common control business combination as is more fully described in the aforesaid note. Our opinion is not modified in respect of this matter.

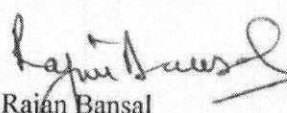
5. The Statement includes the results of the following entity:

S. No.	Company Name	Nature
1	BGK Infrastructure Developers Private Limited	Subsidiary Company

6. Based on our review conducted and procedures performed as stated in paragraph 3 above and, nothing has come to our attention that causes us to believe that the accompanying statement, prepared in accordance with recognition and measurement principles lay down in the aforesaid Indian Accounting Standard specified under section 133 of the Companies Act, 2013, as amended, read with relevant rules issued thereunder and other accounting principles generally accepted in India, has not disclosed the information required to be disclosed in terms of the Regulation, read with the Circular, including the manner in which it is to be disclosed, or that it contains any material misstatement.

Place: Delhi  
Dated : 12<sup>th</sup> November, 2019

For V.R. Bansal & Associates  
Chartered Accountants  
Firm Registration No.:016534N

  
Rajan Bansal  
Partner  
Membership No.: 093591



UDIN - 19093591A AAAN P8189

**TINNA TRADE LIMITED**

Registered Office : No.6, Sultanpur, Mandi Road, Mehrauli, New Delhi-110030  
 Website www.tinnatrade.in, Email investor.ttl@tinna.in, Telephone No. 011-49518530 Fax no. 011-26804883  
 CIN: L51100DL2009PLC186397

**UNAUDITED CONSOLIDATED FINANCIALS RESULTS  
 FOR THE QUARTER AND HALF YEAR ENDED SEPTEMBER 30, 2019**

(Rs. In lakhs)

S.No	Particulars	Quarter Ended			Half Year Ended		Year Ended
		30-Sep-19 (Unaudited)	30-Jun-19 (Unaudited)	30-Sep-18 (Unaudited)	30-Sep-19 (Unaudited)	30-Sep-18 (Unaudited)	31-Mar-19 (Audited)
1	<b>Income</b>						
	Revenue from operations	9,819.35	8,528.30	11,241.83	18,347.65	28,072.11	48,759.36
	Other income	28.23	36.51	100.77	64.74	133.77	233.87
	<b>Total income</b>	<b>9,847.59</b>	<b>8,564.81</b>	<b>11,342.60</b>	<b>18,412.40</b>	<b>28,205.88</b>	<b>48,993.23</b>
2	<b>Expenses</b>						
	(a) Purchases of traded goods	10,468.22	8,371.54	8,224.27	18,839.76	24,866.79	43,334.49
	(b) Changes in inventories of traded goods	(1,330.57)	(494.51)	1,201.21	(1,825.08)	(555.83)	317.15
	(c) Employee benefits expenses	140.66	125.82	135.23	266.48	272.68	555.35
	(d) Finance costs	165.42	90.10	147.94	255.52	430.69	659.54
	(e) Depreciation and amortization expenses	76.57	74.65	71.77	151.22	144.33	287.94
	(f) Other expenses	508.52	359.29	1,156.99	867.81	2,851.57	3613.27
	<b>Total expenses</b>	<b>10,028.81</b>	<b>8,526.90</b>	<b>10,937.41</b>	<b>18,555.71</b>	<b>28,010.23</b>	<b>48,767.74</b>
3	<b>Profit/(Loss) before tax (1-2)</b>	<b>(181.23)</b>	<b>37.91</b>	<b>405.19</b>	<b>(143.32)</b>	<b>195.65</b>	<b>225.49</b>
4	<b>Tax expense</b>						
	(a) Current tax	(6.83)	6.83	56.26	-	56.26	50.6
	(b) Adjustment of tax relating to earlier years	-	-	-	-	-	0.03
	(c) Deferred tax liability/ (Assets)	12.62	(4.54)	59.95	8.08	(9.87)	(8.55)
5	<b>Net profit/ (loss) for the period (3-4)</b>	<b>(187.02)</b>	<b>35.62</b>	<b>288.98</b>	<b>(151.40)</b>	<b>149.26</b>	<b>183.42</b>
6	<b>Other comprehensive income</b>						
	Other Comprehensive Income not to be reclassified to profit or loss in subsequent periods						
	(a) Re-measurement gains/(losses) on defined benefits plans	(0.55)	6.28	(0.41)	5.73	(0.86)	12.8
	(b) Re-measurement gains on Investments [FVTOCI]	-	-	-	-	-	-
	(c) Income Tax Effect	0.66	(2.05)	0.20	(1.39)	0.41	(4.04)
	<b>Total Other Comprehensive Income (Net of Tax)</b>	<b>0.11</b>	<b>4.23</b>	<b>(0.21)</b>	<b>4.34</b>	<b>(0.45)</b>	<b>8.76</b>
7	<b>Total Comprehensive Income for the Period (Net of tax) (5+6)</b>	<b>(186.92)</b>	<b>39.86</b>	<b>288.77</b>	<b>(147.06)</b>	<b>148.81</b>	<b>192.18</b>
8	<b>Profit for the year attributable to:</b>						
	Equity shareholders of the parent company	(187.02)	35.62	288.98	(151.40)	149.26	183.42
	Non-controlling interest	(206.00)	18.54	289.29	(187.47)	147.60	173.97
		18.98	17.09	(0.31)	36.07	1.66	9.45
9	<b>Other Comprehensive Income/Loss attributable to:</b>						
	Equity shareholders of the parent company	0.11	4.23	(0.21)	4.34	(0.45)	8.76
	Non-controlling interest	0.08	4.17	(0.30)	4.24	(0.63)	8.42
		0.03	0.07	0.09	0.10	0.18	0.34
10	<b>Total Comprehensive Income/Loss attributable to:</b>						
	Equity shareholders of the parent company	(186.92)	39.86	288.77	(147.06)	148.81	192.18
	Non-controlling interest	(205.93)	22.70	288.99	(183.22)	146.97	182.39
		19.01	17.15	(0.22)	36.16	1.84	9.79
	Paid up Equity Share capital(Face value of Rs. 10/- Each)	856.48	856.48	856.48	856.48	856.48	856.48
	Other Equity	-	-	-	-	-	2268.68
13	<b>Earnings per equity share (EPS)</b>						
	a) Basic Earning Per Share (Rs.)	(2.41)	0.22	3.37	(2.19)	1.72	2.03
	b) Diluted Earning Per Share (Rs.)	(2.41)	0.22	3.37	(2.19)	1.72	2.03

Place: New Delhi  
 Date: 12th November, 2019

FOR TINNA TRADE LIMITED  
 New Delhi  
 Managing Director



**TINNA TRADE LIMITED**

Registered Office : No 6, Sultanpur, Mandi Road, Mehrauli, New Delhi-110030  
 Website: www.tinnatrade.in, Email: investor.ttl@tinna.in, Telephone No. 011-49518530 Fax no. 011-26804883  
 CIN.L51100DL2009PLC186397

**SEGMENT WISE REPORTING (CONSOLIDATED FINANCIAL STATEMENTS)  
 FOR THE QUARTER AND HALF YEAR ENDED SEPTEMBER 30, 2019**

S.No	Particulars	(Rs In lakhs)					
		Quarter Ended			Half Year Ended		Year Ended
		30-Sep-19 (Unaudited)	30-Jun-19 (Unaudited)	30-Sep-18 (Audited)	30-Sep-19 (Unaudited)	30-Sep-18 (Unaudited)	31-Mar-19 (Audited)
1	<b>Segment Revenue</b>						
	Trading in Agro Commodities	9422.62	8216.76	10892.92	17639.38	27535.11	47789.53
	Cargo handling agent services	301.62	213.06	230.62	514.68	307.21	535.55
	Storage and warehousing services	95.12	98.47	118.30	193.59	229.79	434.28
		<b>9819.36</b>	<b>8528.30</b>	<b>11241.84</b>	<b>18347.65</b>	<b>28072.11</b>	<b>48759.36</b>
	Inter segment sale	-	-	-	-	-	-
	<b>Total Revenue</b>	<b>9819.36</b>	<b>8528.30</b>	<b>11241.84</b>	<b>18347.65</b>	<b>28072.11</b>	<b>48759.36</b>
2	<b>Segment Results</b>						
	[Profit(+)/Loss(-) before Tax and finance cost from each Segment]						
	Trading in Agro Commodities	(104.73)	40.11	429.66	(64.62)	436.93	538.68
	Cargo handling agent services	35.81	18.25	(9.50)	54.06	(1.82)	4.54
	Storage and warehousing services	40.97	48.86	53.32	89.83	95.01	173.21
	<b>Sub-total</b>	<b>(27.95)</b>	<b>107.22</b>	<b>473.48</b>	<b>79.27</b>	<b>530.12</b>	<b>716.43</b>
	Less: Finance Cost	165.42	90.10	147.94	255.52	430.69	659.54
	Add: Unallocated Income/Expense	12.13	20.80	79.67	32.93	96.24	168.61
	Profit / Loss before tax	<b>(181.24)</b>	<b>37.92</b>	<b>405.21</b>	<b>(143.32)</b>	<b>195.67</b>	<b>225.50</b>
	Less: Tax expense	5.79	2.29	116.21	8.08	46.39	42.08
	<b>Net profit for the period/year</b>	<b>(187.03)</b>	<b>35.63</b>	<b>289.00</b>	<b>(151.40)</b>	<b>149.28</b>	<b>183.42</b>
3	<b>Segment Assets</b>						
	Trading in Agro Commodities	5796.13	5880.99	5835.44	5796.13	5835.44	4392.73
	Cargo handling agent services	193.73	191.50	114.00	193.73	114.00	93.82
	Storage and warehousing services	2870.95	2905.73	2956.64	2870.95	2956.64	2867.43
	Unallocated	435.73	84.95	533.14	435.73	533.14	571.95
	<b>Total</b>	<b>9296.53</b>	<b>9063.17</b>	<b>9439.22</b>	<b>9296.53</b>	<b>9439.22</b>	<b>7925.93</b>
4	<b>Segment Liabilities</b>						
	Trading in Agro Commodities	3909.90	3438.56	3819.03	3909.90	3819.03	2391.15
	Cargo handling agent services	140.64	161.89	107.00	140.64	107.00	87.65
	Storage and warehousing services	403.62	348.84	338.14	403.62	338.14	307.02
	Unallocated	1216.70	1301.29	1444.83	1216.70	1444.83	1367.39
	<b>Total</b>	<b>5670.86</b>	<b>5250.58</b>	<b>5709.00</b>	<b>5670.86</b>	<b>5709.00</b>	<b>4153.21</b>

Place: New Delhi  
 Date: 12th November, 2019

Tinna Trade Limited  
 FOR TINNA TRADE LIMITED  
 New Delhi  
 Managing Director



**TINNA TRADE LIMITED**  
**CONSOLIDATION BALANCE SHEET AS AT SEPTEMBER 30, 2019**

Statement of Assets And Liabilities		(Rs. In lakhs)	(Rs. In lakhs)
		As at 30-Sep-19	As at 31-Mar-19
		(Unaudited)	(Audited)
<b>A</b>	<b>ASSETS</b>		
1	<b>Non- Current Assets</b>		
	Property, Plant and Equipment	2,314.17	2,448.65
	Capital Work in progress	63.12	83.78
	Goodwill	283.46	347.68
	Other Intangible Assets	47.28	13.49
	<b>Financial Assets</b>		
	I) Investments	409.50	409.50
	II) Trade Receivables	76.93	76.93
	III) Loans and Advances	-	-
	IV) Others	317.34	322.28
	Deferred Tax Assets(Net)	56.17	65.64
	Other non-current assets	16.26	13.74
		<b>3,584.24</b>	<b>3,783.69</b>
2	<b>Current Assets</b>		
	Inventories	2,629.47	809.54
	<b>Financial Assets</b>		
	i) Investments	2.85	3.97
	ii) Trade Receivables	1,849.15	1,923.29
	iii) Cash and Cash equivalents	21.74	447.94
	iv) Other Bank Balances	408.95	372.92
	v) Short-term Loans and Advances	101.55	95.31
	vi) Others	85.32	31.01
	Current Tax Assets (Net)	17.32	24.26
	Other current assets	476.89	434.02
		<b>5,593.23</b>	<b>4,142.26</b>
	Assets held for sale	119.07	-
	<b>Total Assets</b>	<b>9,296.54</b>	<b>7,925.95</b>
<b>B</b>	<b>EQUITY AND LIABILITY</b>		
1	<b>Equity</b>		
	Equity Share Capital	856.48	856.48
	Other Equity	2,085.46	2,268.68
	<b>Equity attributable to equity holders of the Company</b>	<b>2,941.93</b>	<b>3,125.16</b>
	Non- controlling Interests	683.74	647.58
	<b>Total Equity</b>	<b>3,625.68</b>	<b>3,772.74</b>
2	<b>Liabilities</b>		
	<b>Non- current liabilities</b>		
	<b>Financial Liabilities</b>		
	i) Long Term Borrowings	906.14	988.44
	ii) Other Financial Liabilities	15.57	-
	Provisions	47.32	64.50
	Other Long Term Liabilities	246.15	251.61
	<b>Total Non Current Liabilities</b>	<b>1,215.18</b>	<b>1,304.55</b>
	<b>Current liabilities</b>		
	<b>Financial Liabilities</b>		
	i) Short Term Borrowings	2,512.09	1,270.11
	ii) Trade payables		
	(1) Total outstanding dues of micro, small and medium enterprises	3.04	-
	(2) Total outstanding dues of creditors other than micro, small and medium enterprises	1,159.37	1,075.38
	iii) Other financial liabilities	384.07	372.67
	Other Current liabilities	336.69	81.80
	Provisions	17.39	3.27
	Current tax liabilities (Net)	43.03	45.43
	<b>Total Current Liabilities</b>	<b>4,455.68</b>	<b>2,848.66</b>
	<b>Total Equity and Liabilities</b>	<b>9,296.54</b>	<b>7,925.95</b>

Place : New Delhi  
Date : 12TH NOVEMBER, 2019

FOR TINNA TRADE LIMITED



TINNA TRADE LIMITED

UNAUDITED CONSOLIDATED STATEMENT OF CASH FLOWS FOR THE HALF YEAR ENDED SEPTEMBER 30,2019

		(In Lakhs)	
		Half Year ended September 30,2019 Unaudited	Half Year ended September 30, 2018 Unaudited
<b>A.</b>	<b>Cash flow from operating activities</b>		
	Profit/ (loss) before Income tax	(143.32)	195.65
	Adjustments to reconcile profit before tax to net cash flows		
	Depreciation and amortisation expense	151.22	144.33
	Interest income	(31.28)	(56.23)
	Dividend Income	(2.27)	(0.03)
	Diminution in value of Investments	1.12	1.42
	Profit on sale of Investments	-	(0.67)
	<b>Operating Profit before working capital changes</b>	<b>(24.53)</b>	<b>284.47</b>
	Movement in working capital		
	(Increase)/ Decrease in other non-current financial assets	4.94	(0.96)
	(Increase)/ Decrease in other non current assets	(0.52)	0.22
	(Increase)/ Decrease in inventories	(1819.93)	(537.86)
	(Increase)/ Decrease in trade receivables	74.14	3,126.14
	(Increase)/ Decrease in other current financial assets	(54.31)	5.47
	(Increase)/ Decrease in other current assets	(42.87)	(145.83)
	Increase/ (Decrease) in Other Bank Balances	(36.03)	76.41
	Increase/ (Decrease) in other non current financial liabilities	(5.46)	(13.34)
	Increase/ (Decrease) in other non current liabilities	(17.18)	(8.54)
	Increase/ (Decrease) in long-term provisions	15.57	7.76
	Increase/ (Decrease) in trade payables	87.03	190.70
	Increase/ (Decrease) in other current financial liabilities	11.40	(13.59)
	Increase/ (Decrease) in other current liabilities	254.90	8.24
	Increase/ (Decrease) in short-term provisions	19.83	(30.16)
	<b>Cash generated from operations</b>	<b>(1533.02)</b>	<b>2949.13</b>
	Income tax paid (net of refunds)	4.54	58.87
	<b>Net Cash flow from Operating Activities (A)</b>	<b>(1528.48)</b>	<b>3008.00</b>
<b>B.</b>	<b>Cash flow from investing activities</b>		
	Purchase/Sale of property, plant and equipment	(36.03)	(2.25)
	Purchase/Sales of other intangible assets	(48.68)	(1.03)
	Purchase/Sale of current investments (Net)	-	(0.51)
	Loans and advances given/taken (Net)	(6.24)	288.81
	Dividend Income	2.27	0.03
	<b>Net cash from/(used) in investing activities</b>	<b>(88.68)</b>	<b>285.05</b>
<b>C.</b>	<b>Cash flow from financing activities</b>		
	Repayment of Long Term Borrowing	(82.30)	(75.99)
	Repayment/Proceeds of short term borrowings	1241.98	(3407.41)
	Interest Income	31.28	56.23
	<b>Net cash from/(used) in financing activities</b>	<b>1190.96</b>	<b>(3427.17)</b>
<b>D.</b>	<b>Net increase in cash and cash equivalents (A+B+C)</b>	<b>(426.20)</b>	<b>(134.12)</b>
	Cash and cash equivalents at the beginning of the year	447.94	142.68
	<b>Cash and Cash Equivalents at the end of the year</b>	<b>21.74</b>	<b>8.56</b>

Notes:-


1 The above Cash flow statement has been prepared under the "Indirect Method" as set out in Indian Accounting Standard-7, "Statement of Cash Flows".

2 Components of cash and bank balances:

**Cash and cash equivalents**

Balances with banks:	September 30,2019	September 30, 2018
Current accounts	20.15	7.21
Cash on hand	1.59	1.35
<b>Total</b>	<b>21.74</b>	<b>8.56</b>

Place : New Delhi  
Date : 12TH NOVEMBER,2019



#### Notes on consolidated financial statements

- 1 The above financial results are extracted from the audited Ind AS consolidated financial statements of the group, which are prepared in accordance with Indian Accounting Standard ("Ind AS") as prescribed under section 133 of the companies Act, 2013 read with relevant rules issued thereunder. The said financial results represent results of the company and its subsidiary which have been prepared in accordance with Ind AS 110 "Consolidated financial statements".
- 2 The holding company has been listed on Bombay Stock Exchange vide their approval letter number 20180816-7 dated 16th August 2018 & the Calcutta Stock Exchange Limited vide their approval letter number CSE/LD/14385/2018 dated 29th August 2018.
- 3 A sum of Rs. 642.20 Lacs had been recognised as Goodwill pursuant to scheme of demerger sanctioned by the Hon'ble NCLT with effect from the appointed date 31st March 2016. Pursuant to the effective date, i.e January 22, 2018 and with effect from the appointed date, i.e. March 31, 2016, the holding company has given effect to the Scheme of Arrangement and passed the necessary accounting entries.  
  
The holding company followed the applicable Accounting Standards specified under Section 133 of the Companies act, 2013, read with Rule 7 of Companies (Accounts) Rules, 2014 and other Generally Accepted Accounting Principles as on the Appointed Date in accordance with the scheme approved by the NCLT, Delhi. This is not similar to the accounting as per applicable Indian Accounting Standards (Ind AS) prescribed under section 133 of the Companies Act, 2013, read with relevant rules issued thereunder. However, this was in compliance with Accounting Standards specified under Section 133 of the Companies Act, 2013, read with Rule 7 of Companies (Accounts) Rules, 2014 and other Generally Accepted Accounting Principles as applicable when the scheme was filed with Hon'ble High Court and as on the Appointed Date i.e. 31st March 2016. Therefore, as a result of demerger, the holding company has recognised a Goodwill of Rs. 642.20 Lacs. Goodwill has been amortised over a period five years in accordance with the accounting method and accounting treatment prevailing as on the appointed date i.e. March 31, 2016.
- 4 The Segment reporting of the group has been prepared in accordance with Ind AS-108, "Operating Segment" (Specified under section 133 of the Companies Act 2013 read with Companies (Indian Accounting Standards) Rules 2015 (as amended from time to time) and other relevant provision of the Act). For management purpose, the group is organised into business units based on its products and services and has three reportable segments as follows:  
Trading in Agro Commodities  
Cargo handling agent services  
Storage & warehousing services
- 5 The Group has adopted Ind AS 116 "Leases" effective April 1, 2019 and applied the standard to its Leases using the modified retrospective approach. On transition, the adoption of new standard resulted in recognition of Right-of-Use assets of Rs. 48.68 Lacs and an equal amount of lease liability. The effect of this adoption is not material on consolidated profit and earnings per share for the quarter.
- 6 The Unaudited consolidated financial results of the group for the quarter ended 30th September 2019 have been reviewed by the Audit Committee and approved by the Board of Directors at its meeting held on 12th November, 2019. The statutory auditors have expressed an unmodified audit opinion on these Consolidated
- 7 The Group is submitting the quarterly consolidated financial results and cash flow statement for the half year in accordance with SEBI (Listing Obligation and Disclosure Requirements) Regulations, 2015 as amended read with circular no. CIR/CFD/CMD1/44/2019 dated March 29, 2019 and accordingly the consolidated reported figures for quarter ended September 30, 2018 and half year ended September 30, 2018 and cash flow statement for half year ended September 30, 2018 have been approved by Parent's Board of Directors and are not subjected to limited review by auditors.

Place: New Delhi  
Date: 12th November, 2019

  
FOR TINNA TRADE LIMITED  
New Delhi  
Managing Director

